












Match the term with its musical sign. Write the number in the blank.

Not all numbers are used!

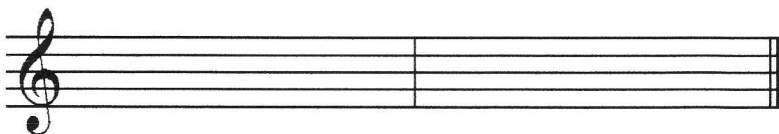
- | | |
|--|-------------------|
| ___ Natural | ___ Diminuendo |
| ___ Crescendo | ___ Key signature |
| ___ Octave sign | ___ Fermata |
| ___ Accent | ___ Fortissimo |
| ___ Return to the beginning
and play to the <i>fine</i> | ___ Triad |

- | | | |
|--|--|---|
| 1.  | 6.  | 10.  |
| 2.  | 7.  | 11. <i>Da capo al fine</i> |
| 3.  | 8.  | 12. <i>mp</i> |
| 4.  | 9. <i>ff</i> | 13.  |
| 5.  | | 14. $\frac{3}{4}$ |

Study this musical example and answer the questions below.



- How many phrases are in this piece? _____
- Do the circled notes in measure 1 make a half step or a whole step? _____
- What is the key of this piece? _____
- What is the enharmonic name of the C # in measure 1? _____
- What dynamic mark would you add to measure 1 to play this very softly? _____
- What tempo mark would you add in measure 3 or 4 to gradually slow down? _____
- Transpose measures 3 and 4 to F major. Draw the new key signature and notes on the staff below.



Aural Practice Exam

Circle answers as you listen.

- Circle the interval you hear: 2nd 3rd 5th
- Circle the interval you hear: 2nd 3rd 5th
- Circle the interval you hear: 2nd 3rd 5th
- Are these two musical phrases the same? YES NO
- Circle the melody you hear:



- Circle the melody you hear:

